

Release Notes

Date: Aug 1st, 2018

Compatible Models	<input checked="" type="checkbox"/> NovoTouch 75" / 86"
<input checked="" type="checkbox"/> Device Firmware	3.0.0

Key Changes

NovoTouch

- ❖ Added NT LiveScreen, NT LiveReceiver,
- ❖ Added NovoDS-Touch Integrated Digital Signage Solution
- ❖ Added Google Chrome Browser / Google Classroom / Google Docs / Google Drive / Dropbox / Visualizer Applications
- ❖ **GUI**
 - Added Flexible GUI support, including Quad-View dynamic screen layout and intuitive on-screen operations
 - Added Input source naming for the various HDMI inputs
 - Change Main Homepage layout
 - Removed Vivitek Apps and Replaced with NovoDS on Main Homepage
 - Removed Note and Replaced with NT LiveScreen on Main Homepage
 - Removed Input and Replaced with NT LiveReceiver on Main Homepage
 - Replaced Finder with Note on Main Homepage
 - Replaced Browser with Chrome on Main Homepage
- ❖ **Enhanced Mirroring**
 - Full On-screen mirroring via NovoPresenter on Android devices (for Android 5.0 and above)
 - Improved Mirroring performance by only using hardware decoding
 - Allow users to Enable/Disable Google Cast and AirPlay mirroring

Interactive and Collaborative Solution

- Display current number of session users when no one is in projection
- Updated YouTube version to support 1080p resolution (the highest resolution for YouTube)

- ❖ **Annotation**
 - Improved AirNote and on-screen annotation's usability

- ❖ **Security**
 - Newly added MDM (Mobile Device Management) capability enables corporate IT departments to manage NovoTouch's operations and maintenance remotely
 - Enhanced security for CORP edition from AES-128 to AES-256

- ❖ **Setting & Configuration**
 - Added NT Settings
 - Added Settings Lock
 - Network configuration (LAN, Wi-Fi, Hotspot)
 - Network Proxy Setup
 - Remote Manager
 - Slideshow Area in Device Home Screen – Full Screen On/Off Control
 - Added Terminate Session feature
 - Language, Time zone, 802.1X, Screen Cast, Password Configuration Support
 - microSD AutoConfig - Language, Time zone, 802.1X, Screen Cast, Password Configuration Support

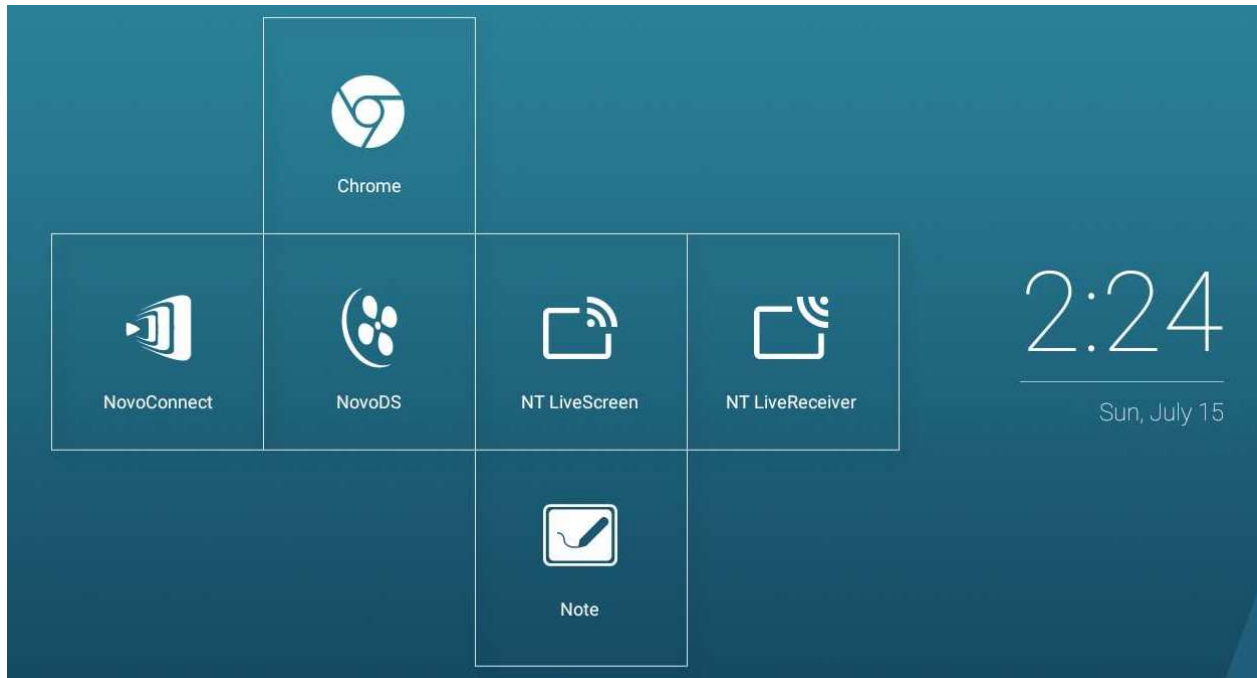
LauncherPlus

- ❖ No longer need to enter password for Wi-Fi during Launcher Pairing
- ❖ Changed to LauncherPlus Lite Software and Desktop Streamer Portable
- ❖ Added feature to display the currently paired Launchers

Interactive and Collaborative Solution

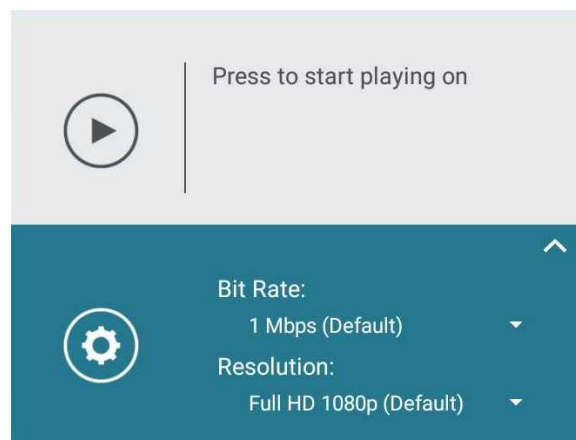
❖ **What are the New Features?**

Updated Home Screen



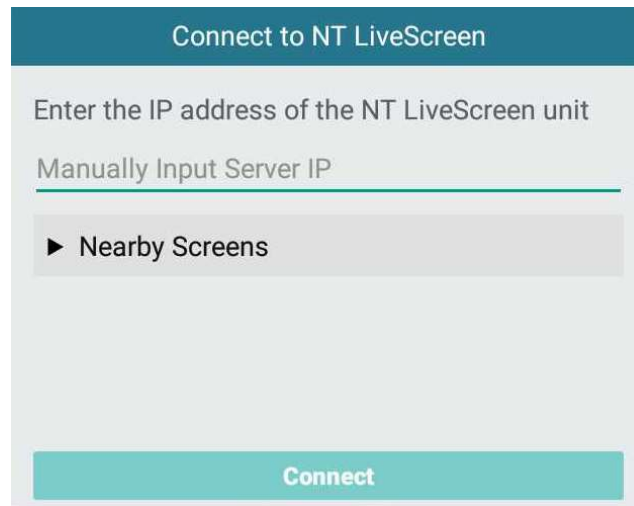
New “NT Live” Feature

NT LiveScreen and NT LiveReceiver enables screen-to-screen mirroring among NovoTouch panels




“NT LiveScreen User Interface”

Interactive and Collaborative Solution



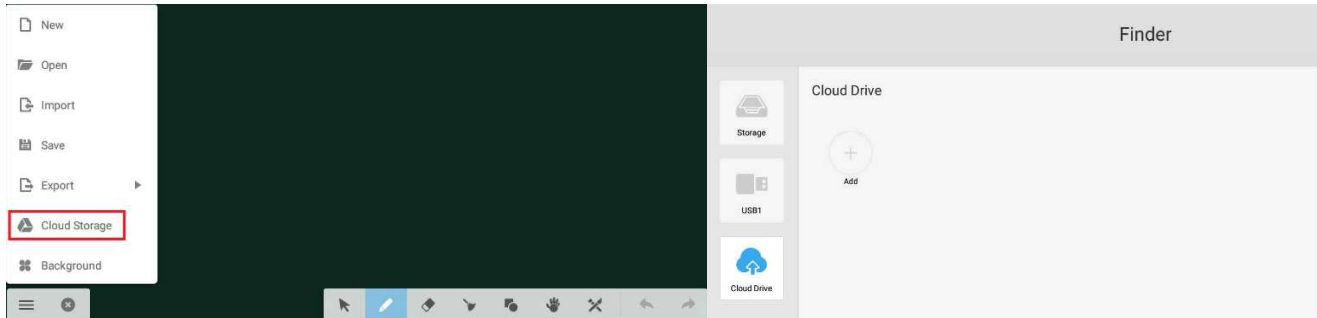
“NT LiveReceiver User Interface”

Integrated NovoDS Digital Signage Capability



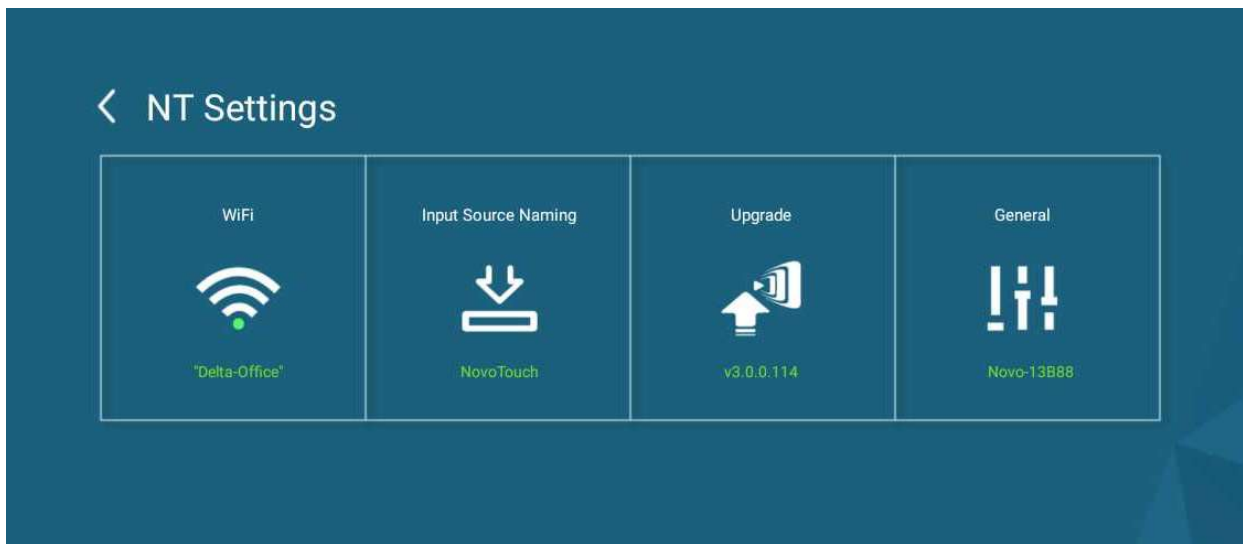
Interactive and Collaborative Solution

Enhanced Note and Finder APPs to include Cloud support



New “NT Settings”

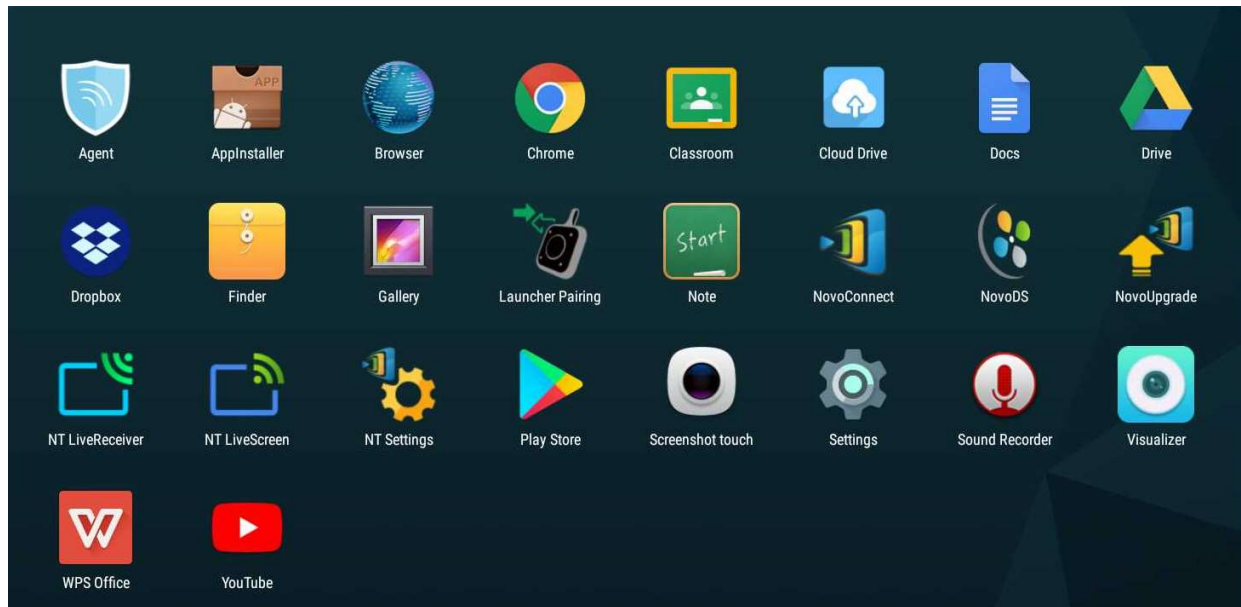
The place to manage all your NovoTouch’s settings



“NT Settings User Interface”

Interactive and Collaborative Solution

Integrated Applications



How to upgrade

- Device Firmware upgrade
 - Go to NT Settings then click Upgrade, follow the on-screen instructions to update to the latest version
- Software upgrade – visit www.vivitekusa.com, Chrome Web Store, App or Google Play store. Follow the instructions to update to the latest version

Contact Vivitek Customer Service for support

Tel: 1-855-VVK-BEST (1-855-885-2378) <https://www.vivitekusa.com/contact/>