

Software Release Notes

Date: Oct 12th, 2017

Compatible Models	<input checked="" type="checkbox"/> NovoDS	<input type="checkbox"/> NovoDS4k	
Category	Release version	Operation System	Remarks
<input checked="" type="checkbox"/> Device Firmware	V2.5		
<input checked="" type="checkbox"/> Software			
NovoDS Studio	V2.5	Windows	
NovoDS Studio	V2.5	MAC	
NovoDS Mobile	V2.5	Android	

Key Changes

New Features

- ❖ Added device setup wizard
- ❖ Added "PowerPoint" file support in content type "Media" (Windows only)
- ❖ Added "Google Drive" support to "Remote Media"
- ❖ Added options for users to choose 1-day or 5-day weather forecast
- ❖ Added device status update in NovoDS device list

Improvements

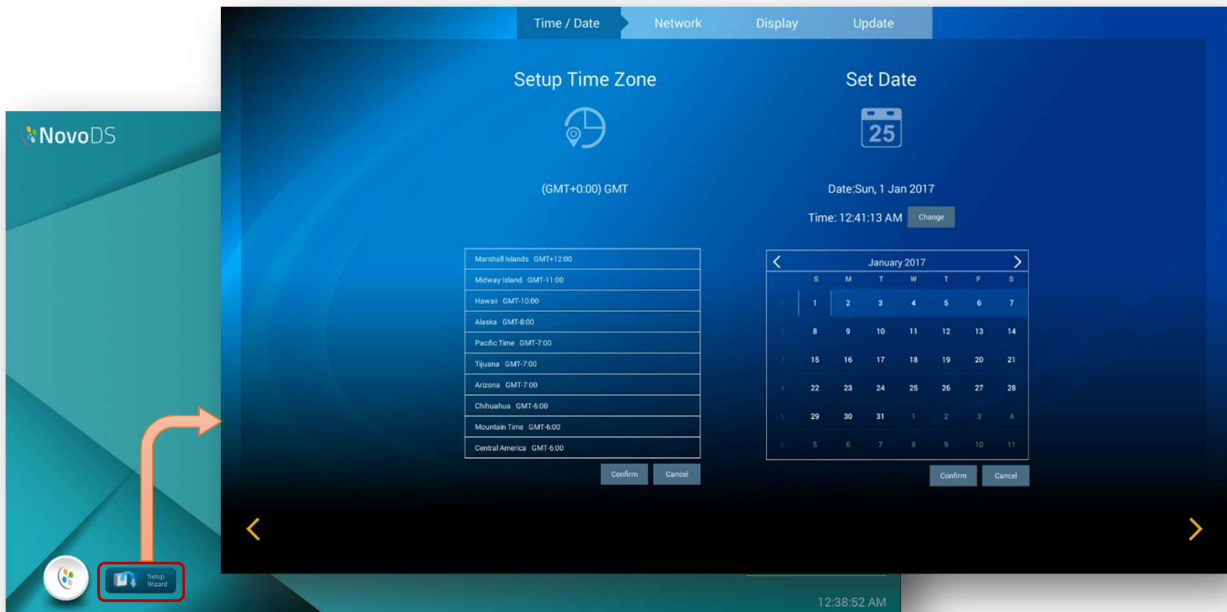
- Eliminate the black screen during transition from one video clip to another
- Moved "Screen orientation" setting to "Display" menu

Bug Fixes

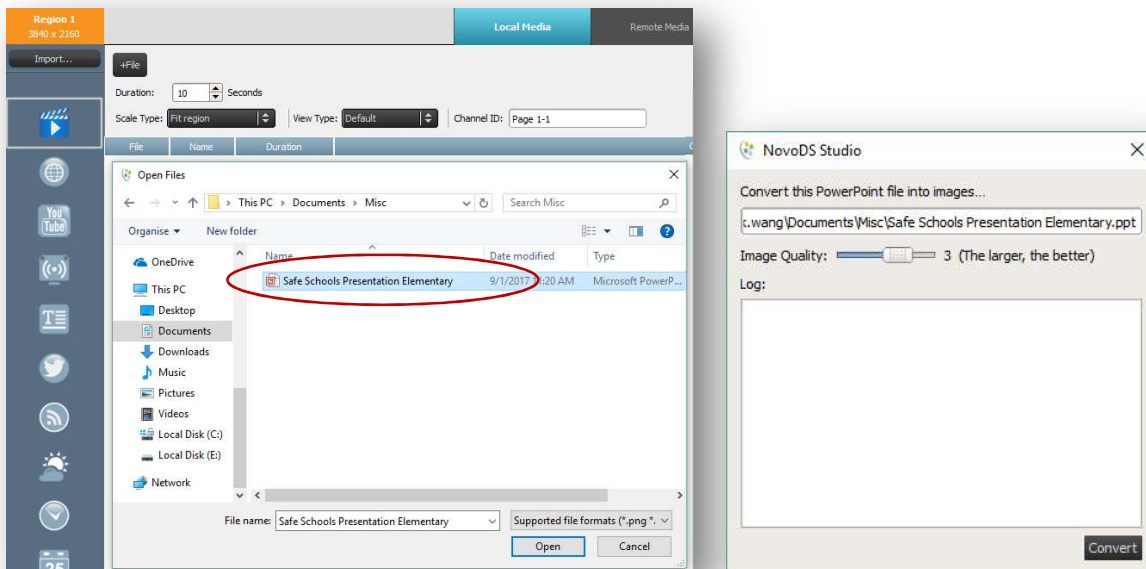
- Fixed weather widget bug – "Day" info is not updated while weather info is refreshed properly.
- Fixed display bug - NovoDS Studio software may not display properly on high resolution screen.
- Fixed Youtube short URL bug

What is the new feature?

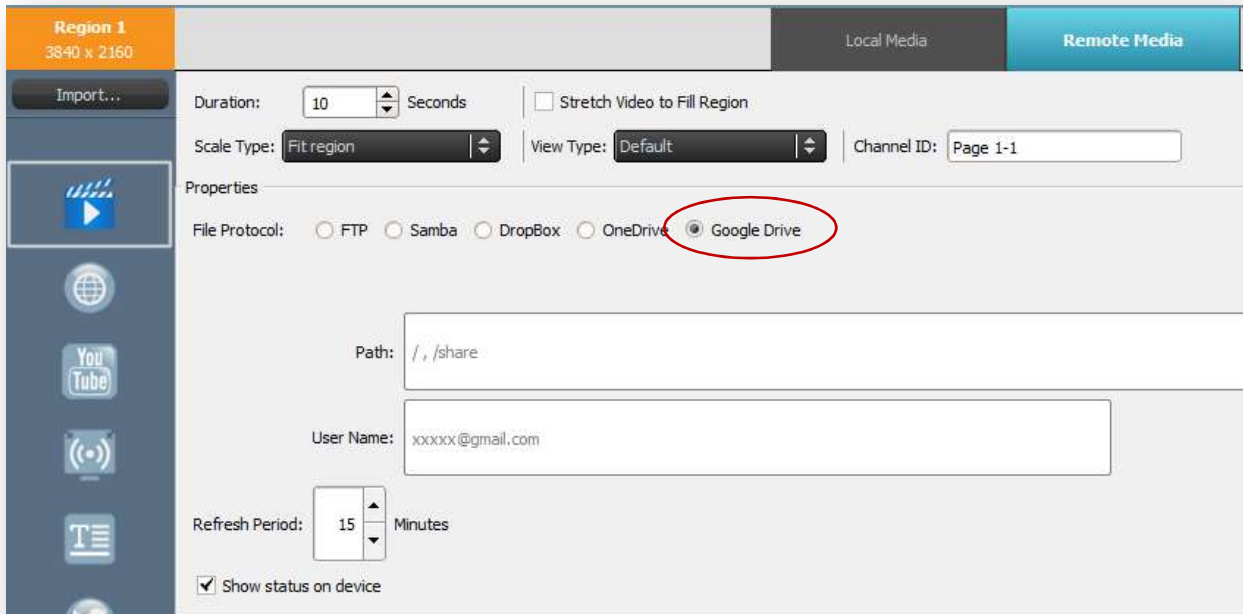
- **Device Setup Wizard**



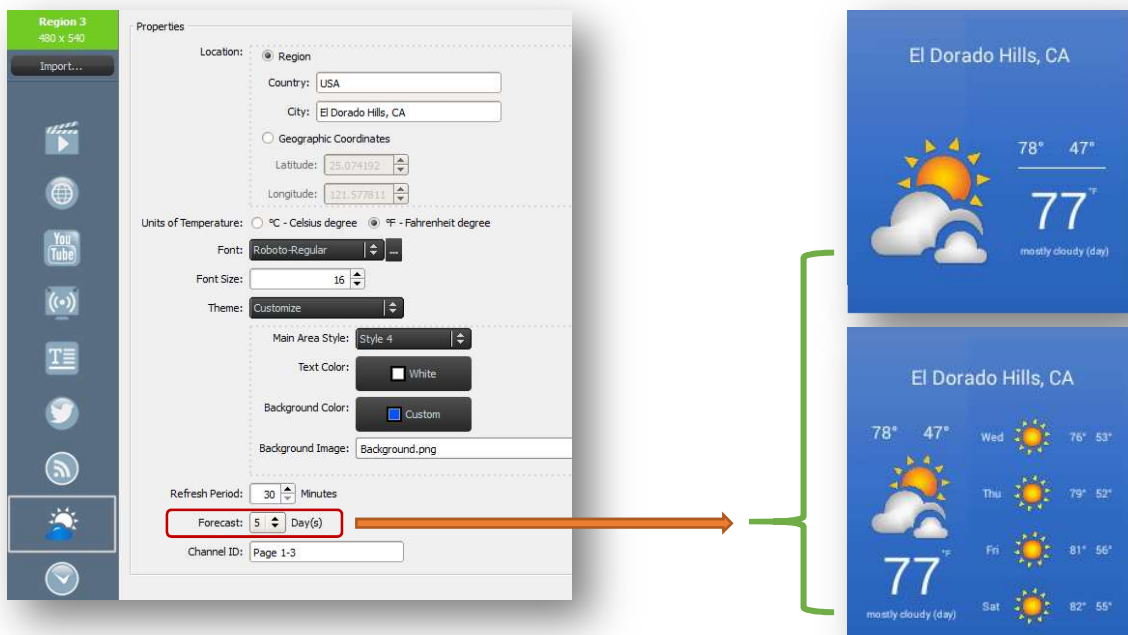
- **Added the support of “PowerPoint” file in content type “Media” (Windows only)**



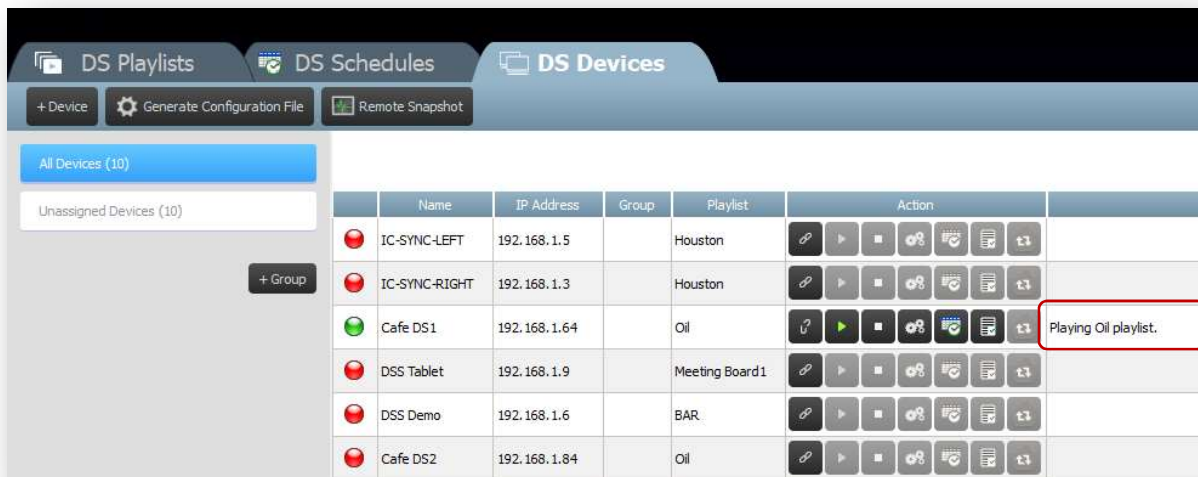
- Support “Google Drive” in Remote Media















- Added options for users to choose 1-day or 5-day weather forecast



- **Added device status update in NovoDS device list**



	Name	IP Address	Group	Playlist	Action	
	IC-SYNC-LEFT	192.168.1.5		Houston		
	IC-SYNC-RIGHT	192.168.1.3		Houston		
	Cafe DS1	192.168.1.64		Oil		Playing Oil playlist.
	DSS Tablet	192.168.1.9		Meeting Board1		
	DSS Demo	192.168.1.6		BAR		
	Cafe DS2	192.168.1.84		Oil		

How to upgrade

- Device Firmware upgrade
 - Go to Device “Settings → Firmware Upgrade” , follow the on-screen instruction to get the latest version updated
- Software upgrade – visit www.vivitekusa.com, or Google Play store. Follow the instruction to get the latest version updated

Contact Vivitek Customer Service for support

Tel: 1-855-VVK-BEST (1-855-885-2378) <https://www.vivitekusa.com/contact/>