

Software Release Notes

Date: Feb 16, 2017

Compatible Models	<input checked="" type="checkbox"/> NovoDS	<input type="checkbox"/> NovoDS4K	
Category	Release version	Operation System	Remarks
<input type="checkbox"/> Device Firmware			
<input checked="" type="checkbox"/> Software	V2.3		
NovoDS Software	2.3.0.150	Windows	
	2.3.0.150	MAC	
NovoDS Simulator	2.3.0.288	Android	

Key Changes

New Features

- ❖ Add NovoDS RESTful API support;
- ❖ Add basic device log and store up to one week log data;
- ❖ Support 2-layer design. The background layer can be picture, video and IP streaming.
- ❖ Support YouTube video clip and the playlist;

Improvements

- ❖ Improve stability of weather widget

Bug Fixes

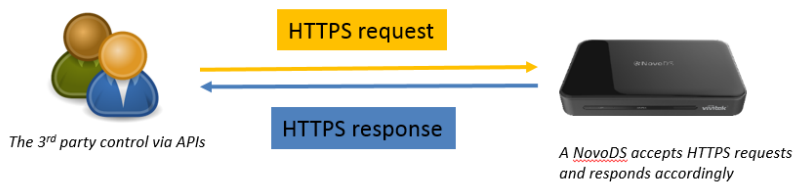
- ❖ Remote snapshot – video snapshot is a blurry image sometimes; some snapshot might disappear and then back sometimes
- ❖ Network turns to be unknown state if a static IP is assigned to the Ethernet interface;
- ❖ Hotspot info is changed to unknown when end users change display resolution to 720p and restart the device.

- ❖ The schedule does not work normally when such a schedule is applied to a playlist with customized font
- ❖ Upload fails when Rich Text widget size is different from the number inside the index.html file.


What is the new feature?

○ RESTful API Support

- ❖ Provide a set of APIs using standardized HTTPS requests to access and operate the devices.
- ❖ The operations mainly include device control, playlist control and firmware upgrade.
- ❖ With this new feature, NovoDS devices and its control can be seamlessly integrated into existing AV systems or IT infrastructure

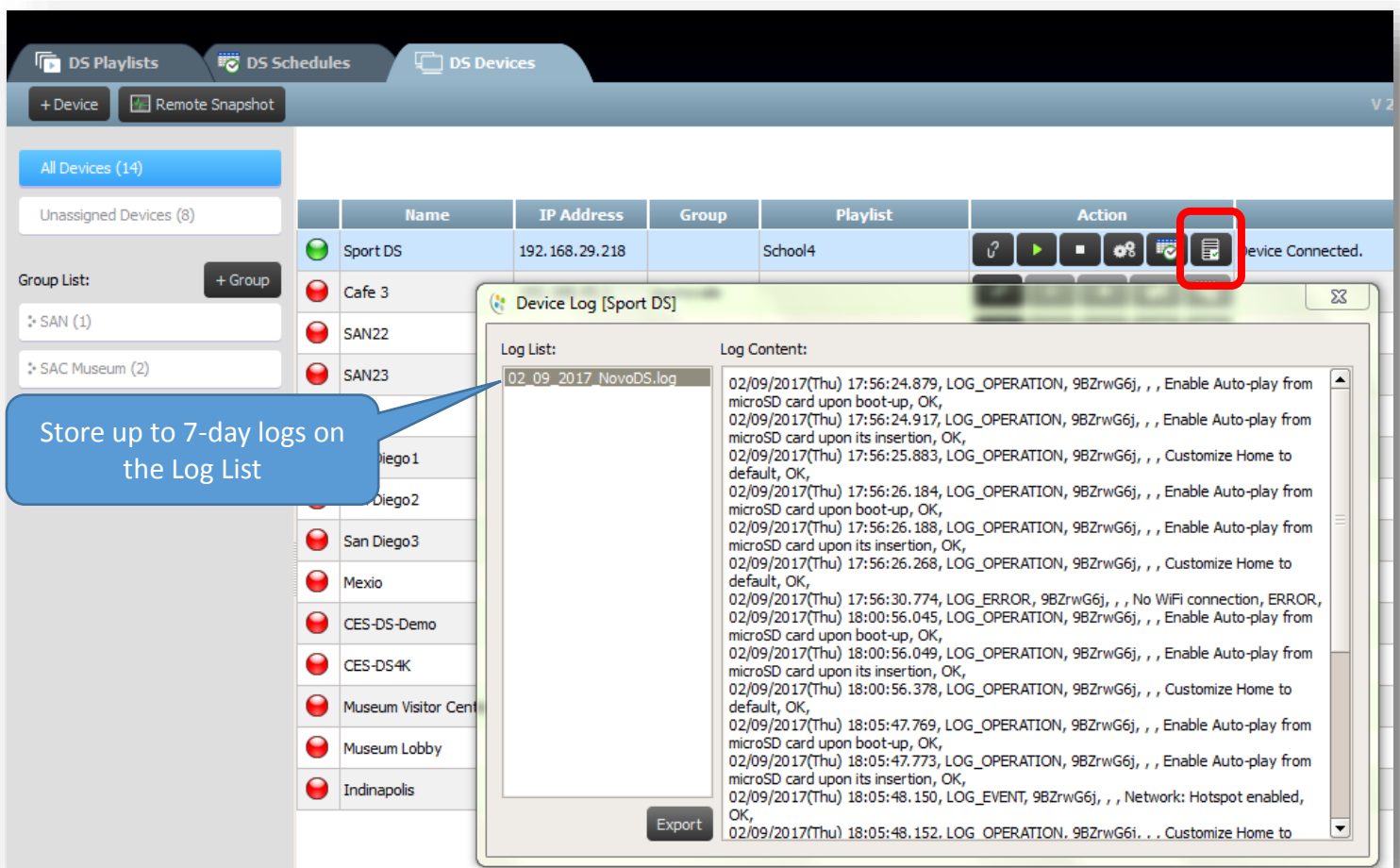


NovoDS API Doc



○ Basic Device Log

- The Basic Device Log now allows customers to monitor the device operation status and also support remote debug if any.

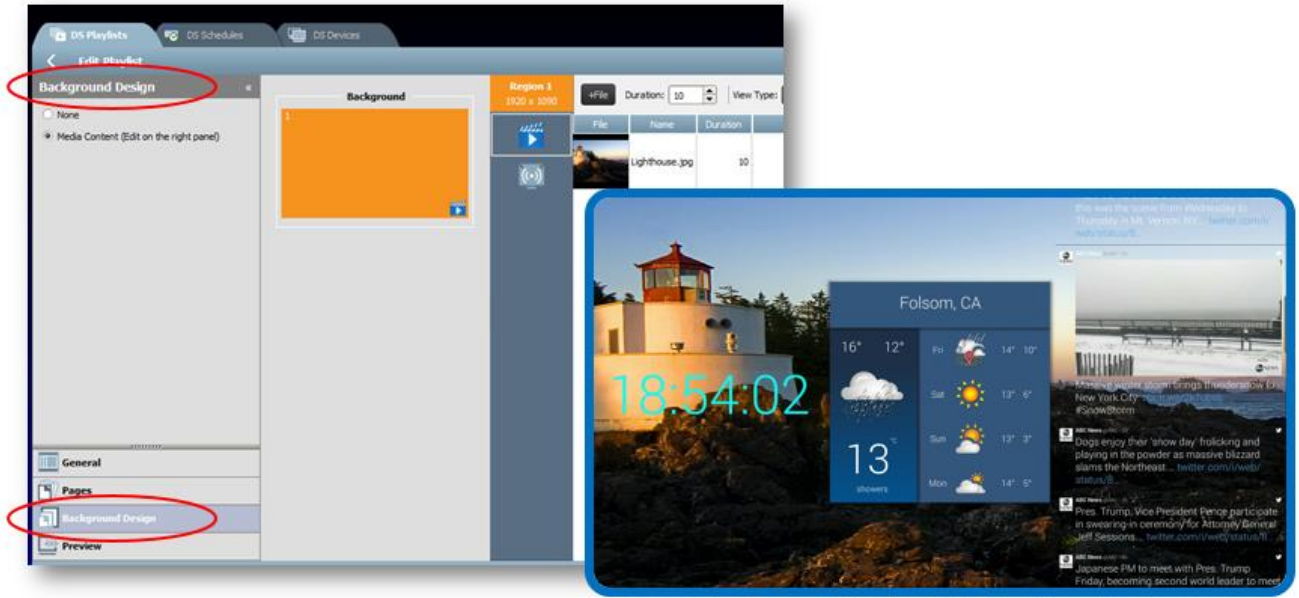


The screenshot shows the 'DS Devices' management interface. A table lists devices with columns for Name, IP Address, Group, Playlist, and Action. A red box highlights the 'Device Log' icon in the Action column for the 'Sport DS' device. A modal window titled 'Device Log [Sport DS]' is open, showing a 'Log List' with one entry: '02_09_2017 NovoDS.log'. A blue callout bubble points to this entry with the text 'Store up to 7-day logs on the Log List'. The 'Log Content' pane shows a detailed log of system events, including boot-up, playlist operations, and network status changes.

Name	IP Address	Group	Playlist	Action
Sport DS	192.168.29.218		School4	[Device Log]
Cafe 3				
SAN22				
SAN23				

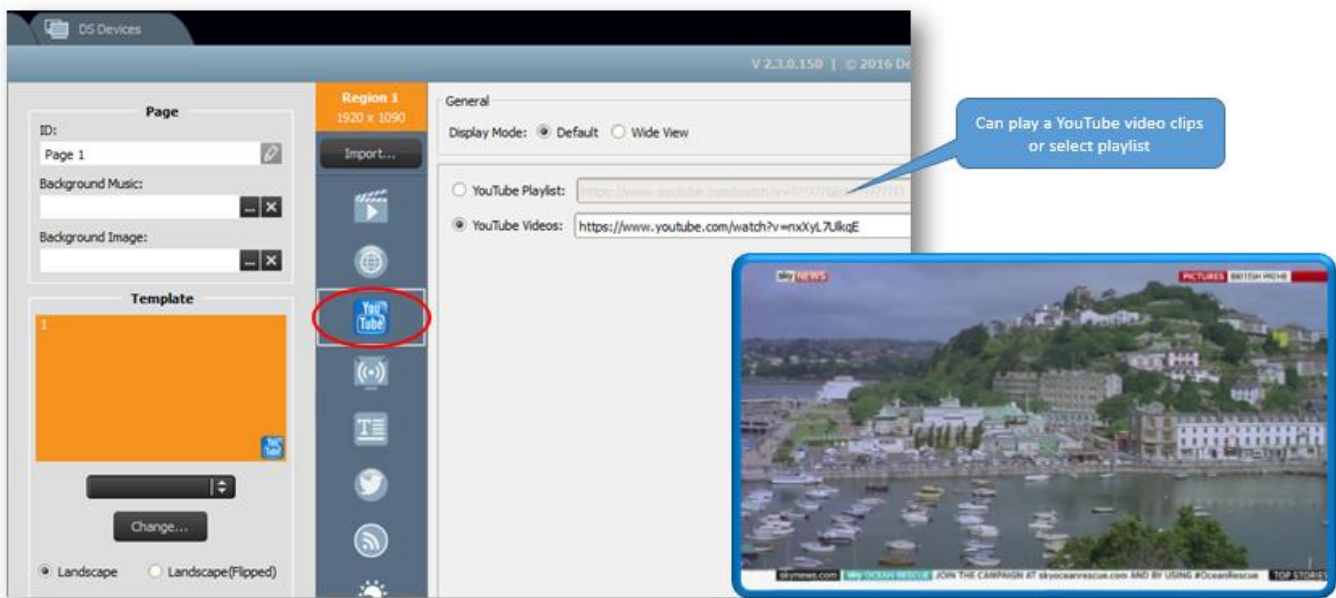
○ Playlist 2-Layer Design

- Options for the background layer design
 - Multimedia files playback – include pictures and video files
 - IP streaming videos



2-Layer Design Example

- Support Youtube videos and playlists



Playlist Example

How to upgrade

- Device Firmware upgrade
 - Go to Device “Settings → Firmware Upgrade” , follow the on-screen instruction to get the latest version updated
- Software upgrade – visit www.vivitekusa.com, or Google Play store. Follow the instruction to get the latest version updated

Contact Vivitek Customer Service for support

Tel: 1-855-VVK-BEST (1-855-885-2378) <https://www.vivitekusa.com/contact/>